

ZIP-V

Electric Chain Hoist



Value and Dependability



P&H ZIP-V™ ELECTRIC CHAIN HOIST

The rugged P&H Zip-V electric chain hoist is engineered for safety, reliability, easy maintenance and long life. It can handle a wide variety of applications with an extensive combination of lifting capacities, speeds and mounting arrangements. The P&H Zip-V, with its many features, offers outstanding quality and value.

- ◆ *In-stock - Quick Ship* **COMPONENTS.**
- ◆ *Easy to* **MAINTAIN.**
- ◆ *Competitively* **PRICED.**
- ◆ *Quick* **SHIPMENT.**
- ◆ *Two Year* **WARRANTY.**
- ◆ **P&H** *Quality.*



STANDARD FEATURES & BENEFITS

- ◆ **Corrosion Resistance**
 - Electro-Zinc plated load chain
 - Epoxy finish paint (80 micron thickness)
- ◆ **H4 Heavy Duty Rating Service**
 - For all 3 phase and most single phase units.
- ◆ **Class F motor insulation**
 - Allows higher motor temps / more work per hour and operation in higher ambient temperatures.
 - Thermal protection shut-off
- ◆ **5 Pocket Load Wheel - (6 pocket on ZP16 model)**
 - Increases chain life and provides smoother lifting better load positioning than hoists with more common 4 pocket load wheels
- ◆ **NEMA 3R enclosure**
 - Sealed for work indoors or outdoors.
- ◆ **Overload Slip Clutch**
 - Protects operator and equipment from dangerous overloads.
- ◆ **Upper & lower travel limit switch**
 - Shuts hoist off, preventing improper operation, and extends life of overload slip clutch by preventing abuse.
- ◆ **Chain Container**
 - Standard for Standard Lifts
 - Keeps excess chain stored "out of the way" preventing snags or damage to your lifted load.
 - Oil and dirt resistant design.
- ◆ **Precision Ground Gearing AGMA 10 or better**
 - Quiet and smooth operation and long life.
- ◆ **On-Off Emergency Stop Button - Standard**
 - Quick access to emergency cut off. Extra safety for your operators, often an expensive option on other brands.
- ◆ **Plug-in Pendant Station**
 - Fast Install, easy Maintenance
- ◆ **Trolleys -** include drop lugs and bumpers as standard.
- ◆ **Trolley Brake -** standard for motorized trolley.
- ◆ **Hoists -** are available in single speed or 2 speed. Slow speed is 25% of fast speed on two speed models. To allow for fine positioning of your loads.

MOUNTING CONFIGURATIONS TO FIT ANY APPLICATION

MOUNTING CONFIGURATIONS



Fixed Top Hook or Lug



Push Trolley



Standard 2 Speed Motorized Trolley or
Optional Inverter Driven Trolley

A SAMPLE OF THE ZIP-V OFFERING

* 10, 15 & 20 ft lifts are standard, other lifts available

** Motorized Trolley Speed: 80/20 FPM; Trolley bumpers and motor brake are included.

Frame	Cap. (Short) Tons	Lift*	Lift Speed (FPM)	SS or TS	No. of Falls	ASME Duty Class	Hoist Motor H.P.	Top Hook (TH) or Lug Mount (LM)		Push Trolley (PT)		Motorized Trolley** (MT)	
								H.R. (In.)	Wt. (Lbs.)	H.R. (In.)	Wt. (Lbs.)	H.R. (In.)	Wt. (Lbs.)
Single Speed, Single Phase Models 115 V - 1 Ph - 60 Hz													
ZP1	1/8	*	16	S	1	H3	0.16	12 3/16	30	13 7/8	36	N.A.	N.A.
ZP05	1/4	*	16	S	1	H3	0.64	16 1/2	60	15 5/8	74	N.A.	N.A.
ZP05	1/2	*	16	S	1	H3	0.64	16 1/2	60	15 5/8	74	N.A.	N.A.
ZP05	1	*	8	S	2	H3	0.64	18 1/2	67	18 7/8	89	N.A.	N.A.
Single Speed, Three Phase Models 208, 230, 460 V - 3 Ph - 60 Hz													
ZP05	1/4	*	16	S	1	H4	0.64	16 1/2	60	19 1/4	74	17 3/4	177
ZP05	1/4	*	32	S	1	H4	1.3	16 1/2	60	19 1/4	74	17 3/4	177
ZP05	1/2	*	16	S	1	H4	0.64	16 1/2	60	19 1/4	74	17 3/4	177
ZP05	1/2	*	32	S	1	H4	1.3	16 1/2	60	19 1/4	74	17 3/4	177
ZP05	1	*	16	S	2	H4	1.3	18 1/2	67	20 1/4	89	19 3/4	183
ZP10	1	*	16	S	1	H4	1.5	20 1/4	122	22	144	21	239
ZP10	1	*	32	S	1	H4	2.8	20 1/4	122	22	144	21	239
ZP10	2	*	8	S	2	H4	1.5	22 1/2	133	25	218	23 1/2	250
ZP10	2	*	16	S	2	H4	2.8	22 1/2	133	25	218	23 1/2	250
Two Speed, Three Phase Models 208, 230, 460 or 575 V - 3 Ph - 60 Hz													
ZP1	1/8	*	32/8	T	1	H4	0.33 / 0.08	12 3/16	30	14 3/4	36	N.A.	N.A.
ZP1	1/8	*	16/4	T	2	H4	0.33 / 0.08	13 1/16	33	14 3/4	39	N.A.	N.A.
ZP1	1/4	*	16/4	T	2	H3	0.33 / 0.08	13 1/16	33	14 3/4	39	N.A.	N.A.
ZP05	1/4	*	16/4	T	2	H4	1.3 / 0.3	18 1/2	67	19 1/4	81	19 3/4	183
ZP05	1/4	*	32/8	T	1	H4	1.3 / 0.3	16 1/2	60	19 1/4	74	17 3/4	177
ZP05	1/2	*	16/4	T	2	H4	1.3 / 0.3	18 1/2	67	20 1/4	81	19 3/4	183
ZP05	1/2	*	32/8	T	1	H4	1.3 / 0.3	16 1/2	60	19	74	18	177
ZP05	1	*	16/4	T	2	H4	1.3 / 0.3	18 1/2	67	20 1/4	89	19 3/4	183
ZP10	1/2	*	32/8	T	1	H4	2.8 / 0.75	20 1/4	121	22	143	21	240
ZP10	1	*	32/8	T	1	H4	2.8 / 0.75	20 1/4	122	22	144	21	239
ZP10	2	*	16/4	T	2	H4	2.8 / 0.75	22 1/2	133	25	218	23 1/2	250
ZP16	1	*	32/8	T	1	H4	5.7 / 1.4	22	243	21 1/4	287	21 1/4	353
ZP16	1 1/2	*	32/8	T	1	H4	5.7 / 1.4	22	243	21 1/4	287	21 1/4	353
ZP16	2	*	16/4	T	2	H4	5.7 / 1.4	26	243	25 1/4	287	25 1/4	353
ZP16	3	*	16/4	T	2	H4	5.7 / 1.4	26	243	25 1/4	287	25 1/4	353
ZP20	2	*	32/8	T	1	H4	5.7 / 1.4	27	243	27	321	27	365
ZP20	4	*	16/4	T	2	H4	5.7 / 1.4	31	243	31	331	31	375
ZP25	1 1/2	*	24/6	T	1	H4	5.7 / 1.4	26	243	27 1/2	331	27 1/2	375
ZP25	3	*	24/6	T	1	H4	5.7 / 1.4	26	243	27 1/2	331	27 1/2	375
ZP25	3	*	12/3	T	2	H4	5.7 / 1.4	31	243	31	331	31	375
ZP25	5	*	12/3	T	2	H4	5.7 / 1.4	31	243	31	331	31	375

OPTIONAL FEATURES

PATENTED TRACK TROLLEY

- ✓ Trolleys feature hardened steel flat tread wheels designed for maximum bearing surface contact with your patented track section running surface. Wheel tread surface hardness is 425 BHN. Will fit: 2", 3.25", 3.33", 4" and 4.5" patented track section flange widths.

SWIVEL MOTOR DRIVEN TROLLEY

- ✓ Allows for shorter curve radius tolerances on custom monorail applications. ZP05, ZP10 and ZP16 hoist swivel trolleys can negotiate a radius as small as 2'-8". ZP20 and ZP25 hoist swivel trolleys can negotiate a radius as small as 4'. Gear motors can also be removed for outfitting of P&H swivel trolley with user provided rubber tire tractor drive units.

SPECIAL LOW HEADROOM TROLLEY

- ✓ Using special trolley frame with upper sheave and offset hoist machinery, lifting heights can be optimized. Allows for maximum hook height in tight clearance applications.

OUTDOOR WEATHER PROTECTION

- ✓ Available with a range of outdoor protection options including: stainless steel chain, hoist and trolley weather proof covers, NEMA 4 type enclosures, low voltage 48 VAC control system, and panel heaters.

SPECIAL HOIST CONTROL

- ✓ Several special control options for the Zip-V include:
 - Variable frequency drive hoist control option provides precision hook positioning.
 - Tandem control option for simultaneous control of two hoists.
 - Hour counter for scheduled preventive maintenance as well as hoist SWP (Safe Working Period) calculations.


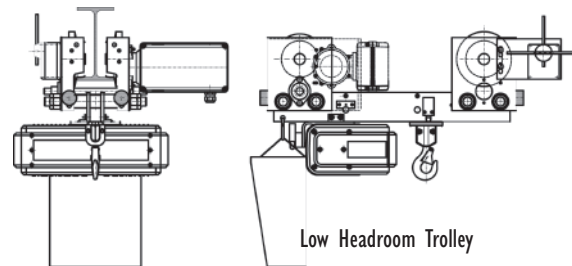
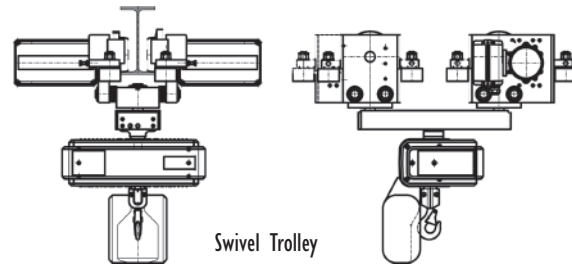
FOOD GRADE HOIST

- ✓ Stainless steel load chain, stainless steel lower hooks, stainless steel bottom block, and food grade lubricant can be provided for food handling and pharmaceutical applications.

ADDED VERSATILITY

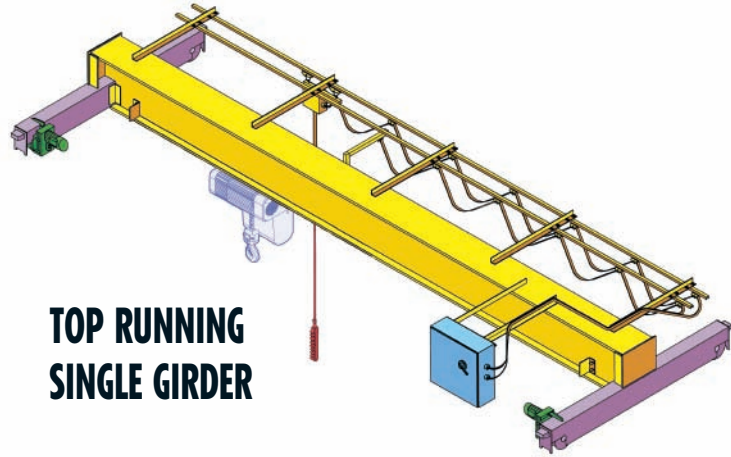
VARIABLE FREQUENCY DRIVES

- ✓ Enhance motorized trolley operation with variable frequency drives that offer:
 - 2-step multi-speed or stepless control
 - Flexibility in speed settings
 - Dynamic braking
- ✓ Minimum and maximum speed settings can be defined to provide easy and precise load placement, reduced load swings and less wear on equipment.
- ✓ Hoist brake is incorporated into the motor design. The dynamic braking provided by the variable frequency drive allows for smooth stops and extended brake life.

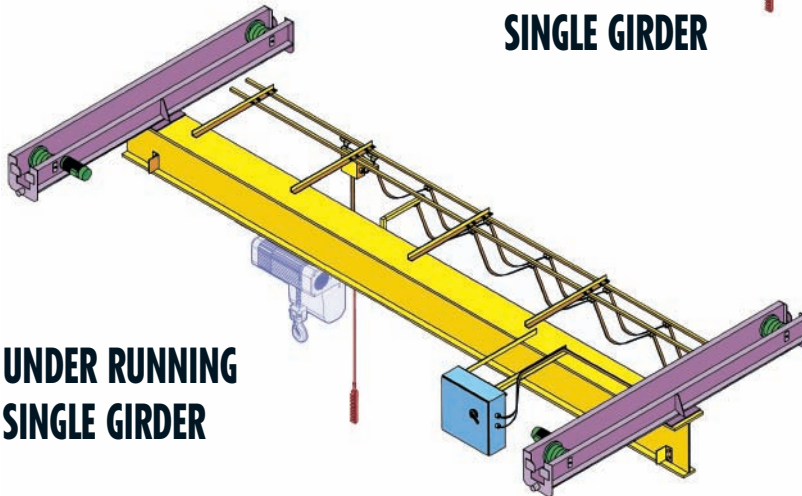


P&H STANDARD KIT COMPONENT CRANES

Your P&H ZIP-V Electric Chain Hoist is also available as part of a complete overhead crane system in a variety of configurations.

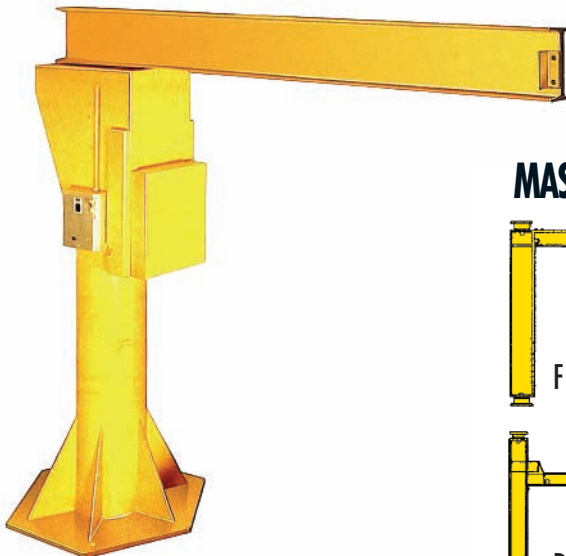


**TOP RUNNING
SINGLE GIRDER**



**UNDER RUNNING
SINGLE GIRDER**

JIB & GANTRY CRANES



MAST TYPE:

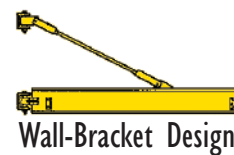


Full Cantilever Design

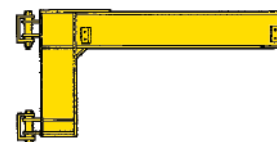


Drop Cantilever Design

WALL-MOUNTED TYPES:



Wall-Bracket Design



Wall-Cantilever Design



There is no substitute for experience. With over 120 years of material handling experience Morris Material Handling is the most seasoned supplier in the industry.

P&H equipment is designed and manufactured to meet or exceed mandated standards including:

- *NEC • UL • ANSI • ASME • AWS • AIST*
- *CMAA & HMI • AGMA GEARING STANDARD*
- *CSA (WHEN REQUIRED) AND 10CFR50 APPENDIX B (WHEN REQUIRED)*


Our facilities are ISO 9001 Certified and Registered by Underwriters Laboratories. We are members of the CMAA, HMI & MHIA organizations.

The **P&H** trademark has long been a symbol for craftsmanship and design expertise and is recognized worldwide for material handling innovations that help crane owners realize their return on investment faster through reduced maintenance and improved efficiency.

At Morris Material Handling and our authorized distributors, you'll find people dedicated to designing, building and supporting P&H, as well as other manufacturers' cranes, and helping you to make choices that fit your business. Whether your concern is duty-cycle, capacity, safety or cost, we can provide the widest range of products and services to meet your expectations. In addition, our training institute arranges on-site regional training sessions in crane safety, maintenance and operator training, all designed to keep your business up and running.

We are your **Sole Source** of exceptional equipment, modernizations and services. You can depend on us.

The P&H Zip-V hoist, as well as the entire line of P&H hoists and equipment, are available from Morris Material Handling or your authorized P&H Distributor:



Equipment & Modernizations 866.261.9975
Parts 800.727.8774
Service 800.933.3001
www.morriscranes.com